

Information request form ship's locks / **Mortise locks** Page 1/3

Dear customer,

---

To help you soon as possible and to avoid misunderstandings we send you this form.

We would kindly ask you to fill in this form seriously and mail it back to our company.

**We appreciate additional sharp pictures with good details and / or precise drawings sended to us by mail.**

Date \* : \_\_\_\_\_

Yard \* : \_\_\_\_\_

Name \* : \_\_\_\_\_

Position \* : \_\_\_\_\_

Email address \* : \_\_\_\_\_

Phone (or mobile phone)\* : \_\_\_\_\_

Project \* : \_\_\_\_\_ Project nr.: \_\_\_\_\_

Year of construction : \_\_\_\_\_

Construction site : \_\_\_\_\_ Yard nr. : \_\_\_\_\_

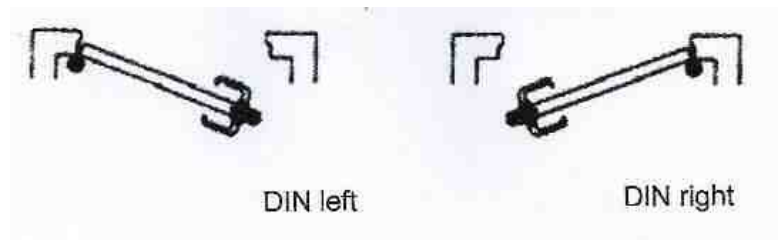
I am interested in: : \_\_\_\_\_

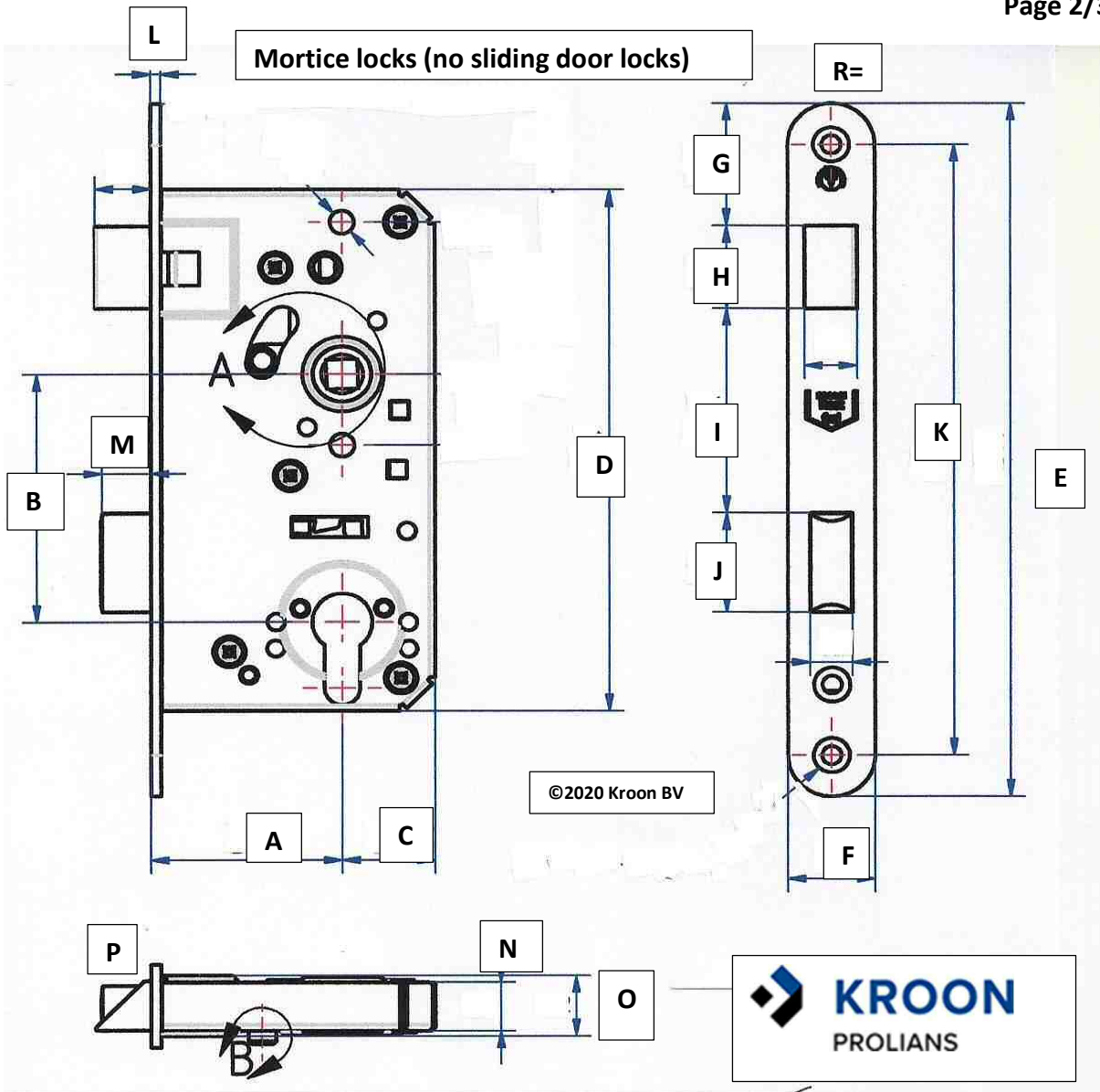
Number of locks\* : \_\_\_\_\_

Material \* : \_\_\_\_\_

Rotation direction \* (DIN) : Left hand / Right hand

**In case you have any questions please mail to your contact at Kroon Hoogezand BV or to [sales@kroon.nl](mailto:sales@kroon.nl)**





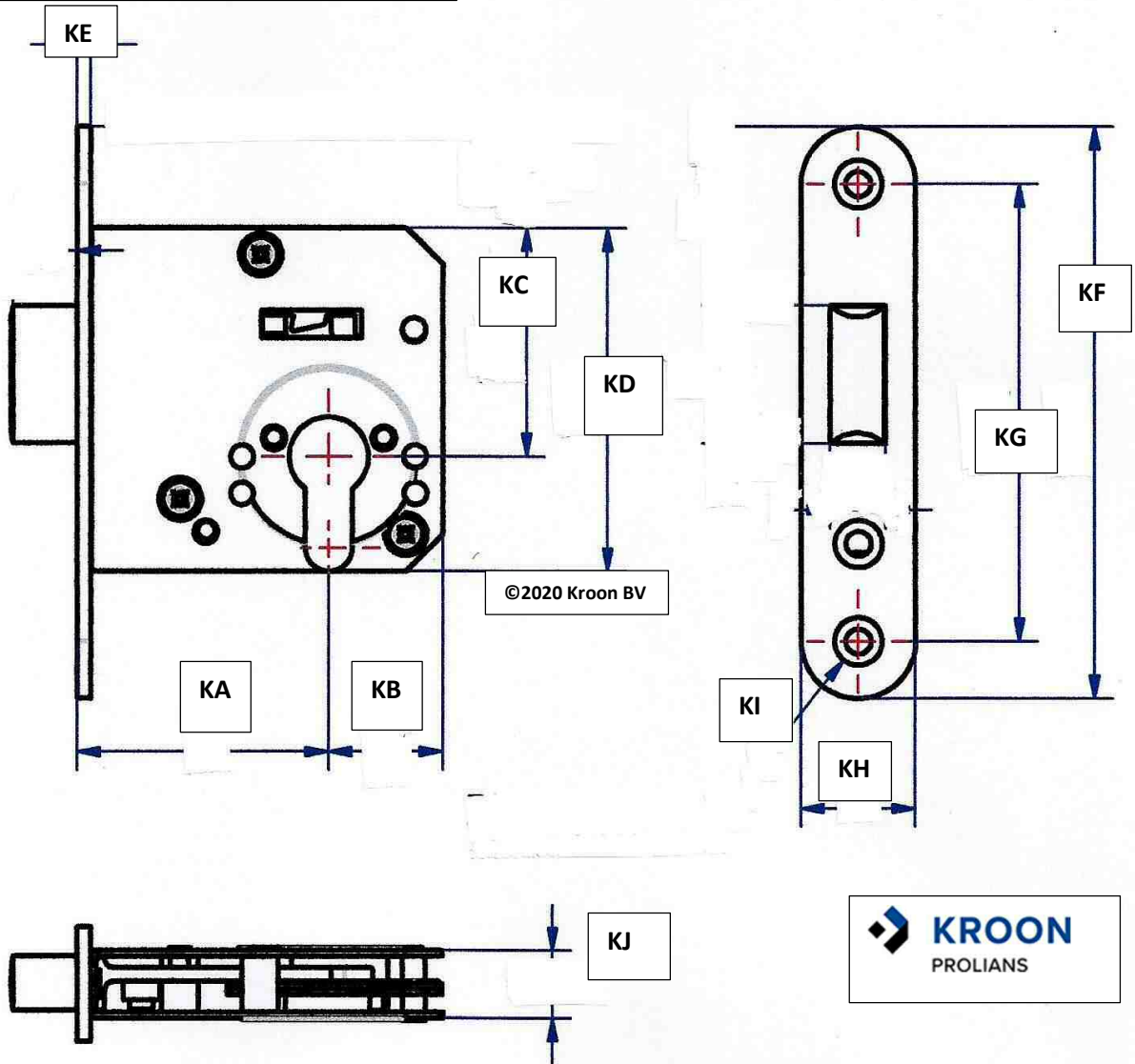
**What information do we need to help you ?**

- |  |              |   |                  |
|--|--------------|---|------------------|
| A. backset *                               | _____ mm     | B. centress for PC, Toilet and key *                | _____ mm         |
| C. distance*                               | _____ mm     | D. case hight *                                     | _____ mm         |
| E. length frontplate *                     | _____ mm     | F. width frontplate *                               | _____ mm         |
| G. distance*                               | _____ mm     | H. latch *  | _____ mm         |
| I. distance *                              | _____ mm     | J. deadbolt (or toilet) *                           | _____ mm         |
| K. frontplate holes                        | _____ mm     | L. frontplate thickness                             | _____ mm         |
| M. latch                                   | _____ mm     | N. lock case thickness                              | _____ mm         |
| O. internal width                          | _____ mm     | P. rotation direction (DIN) *                       | _____ L/R        |
| R. radius frontplate                       | _____ R=     | S. spindle hole (square) *                          | _____ x _____ mm |
| T. bathroom indicator hole (square)*_x_ mm |              | U. lock type: cylinder/ lever key/ latch/ bathroom* |                  |
| V. colour / finish*                        | : _____      | W. material   | : _____          |
| X. Pcs.                                    | : _____ Pcs. |   |                  |

Antivibration 3 piece latch or standard ? (\*) : \_\_\_\_\_  
 Brand, article number? : \_\_\_\_\_

Please send some detailed pictures if possible.

(\*) = obligated to fill in. Remark: the lock above is a mortice lock for profile cylinder.



- |   |                                   |
|---|-----------------------------------|
| KA. backset* _____ mm   | KB. distance * _____ mm           |
| KC. distance _____ mm   | KD. lock case height* _____ mm    |
| KE. frontplate thickness _____ mm                               | KF. frontplate length* _____ mm   |
| KG. distance _____ mm   | KH. frontplate width* _____ mm    |
| KI. radius frontplate R= _____                                  | KJ. lock case thickness* _____ mm |
| KK. required number of locks*: _____                            | KL. brand / article number: _____ |
| KM. colour/finish * : _____                                     | KN. material * : _____            |
| KO. lock type : cylinder or lever key ? * _____ Pcs. _____ Pcs. |                                   |

Please send a new form for every other article unless it is exactly the same..

Please mail your filled in forms to your contact at Kroon Hoogezand BV or to [sales@kroon.nl](mailto:sales@kroon.nl)